

**FRIENDS THAT CAN HELP..** The Amateur Owner Committee members are here to help. If at any time you need to talk to one of us, please do not hesitate to contact us.

**Katherine Yarbrough** Amateur Owner Committee Chair  
4431 Dyke Bennett Road, Franklin, TN 37064  
[klyarbrough@bellsouth.net](mailto:klyarbrough@bellsouth.net) 615-591-4491 home  
615-594-2770 cell

**Virginia Foster** PO Box 40, Valley Lee, MD 20692  
[river\\_house\\_farm@yahoo.com](mailto:river_house_farm@yahoo.com) 301-994-2632 home  
301-903-3434 cell

**Julie Garris** 1492 Broad Bottom Road, Pikeville, KY 41501  
[applewood1@bellsouth.net](mailto:applewood1@bellsouth.net) 606-437-9972 home  
606-424-6401 cell

**Karen Kraushaar** Simple Gift Farm, 16230 Bellingham Drive, Germantown, MD 20874  
[kraushaar@verizon.net](mailto:kraushaar@verizon.net) 301-208-0767

**Alfredo Rizo-Patron** 7860 Mount Holly Road, Waynesville, OH 45068  
[alfredo@amistadpasofino.com](mailto:alfredo@amistadpasofino.com) 937-862-7571 home  
937-416-0621 cell

**Moira Smith** P.O. Box 278, Bell Buckle, TN 37020  
[msmith@webbschool.com](mailto:msmith@webbschool.com) 931-389-9445

**Peggy Tanner** 16728 S Harvard, Bixby, OK 74008  
[ptanner@mcelroy.com](mailto:ptanner@mcelroy.com) 918-366-4363 home  
918-630-9832 cell

**Gwyn Wright** 1682 Butter and Egg Road, Hazel Green, AL 35750  
[pasof64@mchsi.com](mailto:pasof64@mchsi.com) 256-828-1060

#### Other Web Sites of Interest...

- Professional Paso Fino Trainers Association <http://www.ppf-trainers.org/>
- There are 25 regions within the PFHA. Many have their own websites. A complete list of regional websites is provided on the PFHA website <http://www.pfha.org/>




101 North Collins Street  
Plant City, FL 33563-3311  
(813) 719-7777  
Fax (813) 719-7872

**PASO FINO HORSE ASSOCIATION, INC.**  
[www.pfha.org](http://www.pfha.org)



## PASO FINO HORSE ASSOCIATION, INC. AMATEURS' GUIDE TO SHOWING

**PURPOSE OF THIS GUIDE....** This guide has been prepared by the Paso Fino Horse Association (PFHA) Amateur Owner Committee in an effort to emphasize, educate and encourage the participation of Amateur Owners in the show ring. This guide does NOT replace the PFHA rule book. The PFHA rule book and all applicable sections of the United States Equestrian Federation (USEF) rule book must be followed. The PFHA rule book may be downloaded from the PFHA website at <http://www.pfha.org> or purchased from the PFHA Office. The USEF rule book may be downloaded from the USEF website <http://www.usef.org>. For easy reference, the PFHA rule book section numbers are shown at the end of each topic in this guide.



**DEFINITION OF AN AMATEUR...** A person is an Amateur for all competitions conducted under PFHA rules if he or she has not engaged in any activities that would make him or her professional, regardless of age. Basically, you are an amateur if you have not accepted payment for activities relating to horse riding, training and showing. Spouses of professionals who assist in training or showing are not considered Amateurs. Each exhibitor in an Amateur Owner Class must be an Amateur by the above definition, certified as an Amateur by the Association and be the owner of the horse being ridden or a member of the horse owner's family. Senior Amateur Owner status provides a separate track for recognition and awards for Association members, age sixty-two years and older. (PFHA Rule Book Chapter 2 Section XII)

**SHOW YEAR...** The Association show year runs from September 1<sup>st</sup> through August 31<sup>st</sup>. Each Grand National Championship show will operate under the rules that were in effect during that show's qualifying year.



PFHA rules may change every two years, so be sure to review the PFHA rule book on a regular basis. For separation into classes by age at horse shows, a horse's age is determined by the age it would be if its next birthday were the first day of January of the show-year in question. For example, a horse born in 1996 would be a yearling during the September 1996 to August 1997 show year, a two-year old during the September 1997 to August 1998 show year. (Chapter 2 Section VIII)



**ELIGIBILITY TO SHOW...** To be eligible to compete in regional shows, the horse must be registered with the PFHA. To be eligible to compete in the PFHA National show, a horse must have accumulated 20 points during the show year in the specific class in which it is entering. All participants (owners, agents, lessees, trainers, riders, exhibitors and handlers) must be current members of, and in good standing with the PFHA. All information required under PFHA rules must be provided on an official PFHA entry form and must be signed by the responsible parties. The PFHA entry form may be found on the website [www.pfha.org](http://www.pfha.org). Submit one form per horse to the show secretary via fax or mail as early as possible. Late entry fees are generally assessed. (Chapter 2 Section II)



**CHECKING IN AT THE SHOW... What...** The following credentials must be made available to the Show Secretary/Management:

1. Each participant's PFHA membership card and USEF card, if it is an USEF sponsored show.
2. The participant's PFHA Amateur card, if applicable.
3. A copy of each horse entry's registration papers (back side only if it contains owner's name).
4. All other papers and health documents required by law or by competition management.
5. Copies of applicable Lease Agreements.
6. Affidavit of Sales Contracts.

**Where...** Designated Show Office where the Show Secretary is set up – usually inside the Show Arena.

**When...** Check in at the Show Office immediately after arriving. If you previously sent in your entry forms, the Show Secretary will locate your file and will ask you for any missing information or documentation. He/she may ask for an open check for your show fees that you will be incurring over the duration of the show(s). You will receive your back/exhibitor number for each horse entered. Note which number belongs to which horse. You will wear that back number when you compete with that horse.



**SHOW OFFICIALS...The Steward** is the representative of the PFHA and is available to Judges, exhibitors, and Show Management at all times to clarify the application of the PFHA rules and investigate any situation where rules are not upheld. A Certified Steward will facilitate a conference with the Judge as requested by an exhibitor or other person.

**The Judge's** responsibility is to exhibit the highest standard of integrity and avoid decisions arrived at by influence, bias or ignorance. The judge should observe the fine points of the horses being exhibited and select the best horse for the purpose described by the class requirements. It is the primary responsibility of a Judge to contribute to the preservation of the breed standard and to discourage any tampering with the naturalness of the breed. (Chapter 5)



**Hindquarters** - All portions of the horse's body that lie behind the flanks.

**Impact** - The contacting or striking of the hoof to the ground.

**Legal entity** - A person other than an individual human being, such as a ranch, farm, partnership, syndicate or corporation.

**Martingale** - A device designed to keep a horse from carrying its head too high or throwing its head, or otherwise to achieve proper headset. This includes a standing martingale or a running martingale.

**Mecates** - The rope tied to the bosal or snaffle bit to form a rein. The excess length may be used as a leadline or to hobble a horse.

**Midsection** - The portion of the horse's body that lies between the forehead and the hindquarters.

**Owner** - The owner of any horse shall be defined as (1) any individual, (2) any member of a farm, ranch, partnership or syndicate, or (3) any stockholder of a corporation. In the case of 2 and 3, above, all persons wishing to be considered owners by the Paso Fino Horse Association must be listed on the Signature Authorization form for such entity.

**PFHW** - Paso Fino Horse World magazine, the Association's official publication.

**Pisador** - The leadline portion of a hackamore that holds the throat latch of the headstall and serves to lead or tie the horse.

**Presence** - A proud carriage and alert attitude that causes a horse to "stand out in the crowd."

**Proportion** - Balance, symmetry; harmonious relation of parts to each other or to the total horse.

**Rail Work** - In the show ring, horses exhibit the gaits in single file next to the outside-rail.

**Refined** - Free of coarseness, heaviness or bulk. Clean and well defined.

**Registry** - The records of the Association that list each horse that has demonstrated entitlement to be labeled of "pure Paso Fino blood."

**Rhythm** - Movement marked by the regular recurrence of related actions.

**Schooling Horse** - A horse that is eligible exhibited in a Schooling class. See Chapter Two, Section IX., for the description of Schooling Classes.

**Side-pull** - A bit-less bridle that allows the reins to be attached to the headstall on the side of the horse's face.

**Snaffle Bit** - A bit described as a Snaffle Bit in the USEF Guide by Ronald J. Rhodes.

**Step** - The forward distance between the footprints of the two corresponding legs, forefeet and hind feet.

**Stride** - The distance between successive imprints of the same foot.

**Supple** - Flexible and fluent in movement without awkwardness or stiffness.

**Symmetrical** - Affecting corresponding parts similarly — harmonious and balanced.

**Synchronous** - Recurring at exactly the same even intervals.

**Tie downs** - Any type of device that serves to prevent the horse from raising its head above a certain level.

**USEF** - United States Equestrian Federation, Inc.

**Way of going** - Individual style typifying the class requirements, as well as symmetry of movements and correct tracking.

**Well-sprung** - Curving outward from the spine and angled toward the (ribs) rear of the horse so as to allow ample room and expansion for the heart and lungs as well as protection for other vital organs.

## GLOSSARY OF TERMS...

**Agile** - Readily able to move with quick, easy grace, nimble.

**Animated** - Precise movements executed with style and excitement.

**Appearance** - The special beauty and vitality that radiates from the horse as a result of good health, well being and physical fitness.

**Association** - Paso Fino Horse Association, Inc.

**Balance** - Equalization of weight or proportion, not light or heavy in one area at the expense of another.

**Bolero** - A style of jacket that ends approximately with the rider's waist.

**Boots (Official)** - An English-type riding boot with a rounded toe and walking heel not a Western-type, decorated cowboy-style heel. Laced or zipped paddock boots, lacers, or elastic-sided jodhpur boots are allowable when English tack is required as long as they have a rounded toe, are plain in color, have no fringes or tassels and conform with the heel requirement. Laced paddock boots are not allowed in classes calling for Western attire. In the Paso Pleasure class, they are allowed if other than Western attire is worn.

**Bosal** - The noseband piece of a hackamore.

**Brilliance** - High spirits and dynamic energy that is so abundant it can scarcely be contained — sparkling, in attitude and performance.

**Cadence** - The rhythmic recurrence of a sound; the beat, time or measure of rhythmical activity.

**Censure** - An expression of disapproval: an official rebuke.

**Collection** - The position of a horse in which it is attentive, responsive to the headgear, has its neck arched at the poll and the hocks well under the body so that the weight is shifted toward the rear and the hindquarters are engaged toward the center of gravity.

**Constitution** - the document that describes the overall purposes of the Association and that contains general rules concerning governance of the Association.

**Culottes** - A form of attire worn below the waist that has the appearance of a skirt but that actually has openings for placement of the rider's legs, as with pants.

**Extension** - The total distance which a leg extends forward.

**Family (as defined by USEF)** - For competition purposes the term "family" includes husband, wife, parent, step-parent, child, brother, step-child, sister, half brother and sister, aunt, uncle, niece, nephew, grandmother, grandfather and in-laws of the same relation as stated above.

**Flexible** - Capable of moving the muscles so as to cause the full bending of a joint between the bones which allows a supple, fluid motion. Usually applies to neck, spine or leg joints.

**Flexion** - A forward raising of the leg by movements from the shoulder or the hip joint.

**Forehand** - All portions of the horse's body from the withers forward.

**Hackamore** - Bosal rounded in shape and constructed of flexible braided rawhide or leather, which must have a flexible nonmetallic core, attached to a suitable headstall with maximum diameter of three-quarters inch (3/4) at the cheek. No other material of any kind is to be used in conjunction with a bosal, e.g., steel, metal or chains.

**Harmony** - Balanced interrelationships/pleasing relationship of body parts to one another.



**POINTS AND AWARDS...**The PFHA provides High Point Horse of the Year Awards. Points are awarded at all PFHA sanctioned shows according to how the horse places in the classes. PFHA registered horses may accumulate points toward the Title of Proficiency, Legion of Merit and Supreme Merit awards. Amateur Owners and Senior Amateur Owners compete for their respective High Point Awards. (See more awards in Chapter 6)



**EARNING MONEY AT THE SHOWS...**The Stallion Service Auction, the Breeder's Sweepstakes, the Fabulous Fino Futurity and Geldings for Gold are programs in which the winning exhibitors receive prize money. Contact the PFHA Office for details concerning each program or look on the website [www.pfha.org](http://www.pfha.org)



**EXHIBITORS CODE OF CONDUCT...**All participants are responsible for the knowledge of and compliance with **PFHA rules** and relevant rules of the USEF. Owners, handlers and trainers shall, at all times, **treat members** of the PFHA and guests with the kindness, respect and affection which our long history deserves. At no time in the training, handling or in the showing of the Paso Fino horse will the horse be subject to **mistreatment**. No exhibitor may **withdraw** a horse from a sanctioned competition after it has commenced, or remove the horse from the competition grounds, without permission of the competition secretary. An exhibitor who has entered the ring may request permission of the Judge to exit the ring before judging is completed. A horse may not be shown if it has been administered any **forbidden substance**. A forbidden substance is any stimulant, depressant, tranquilizer or local anesthetic which might affect the performance of a horse. (Chapter 2 Section XI)



**RING ETIQUETTE...**The ring conduct of any exhibitor shall not **adversely affect** the exhibition of any other horse in the ring. Horses should be spirited, display refinement and beauty, but must be obedient. **Bad manners** are deemed to be those deliberate actions of a horse such as kicking, rearing, bucking, etc. Anyone not controlling his mount shall be excused from the ring. In all mounted classes, the riders shall **space their mounts** in such a manner so as to avoid bunching up and shall maintain such relative positions during such class demonstrations. After a class has been pinned and the Judge's card turned in, any non-placing horses shall be excused from the ring. The placement of the class shall be called starting with honorable mention, seventh-place, and proceeding sixth-place through first-place. Only the first-place horse shall have the option of making a victory ride once around the ring and/or over the sounding board. In saddle classes, a rider may only ride one horse in a class. An exhibitor is entitled to request a time-out for a period not to exceed five minutes in aggregate (but no more than two times in a class) in order to repair broken equipment, replace a shoe or rectify a similar condition.





### QUALIFYING GAITS USED IN THE SHOW RING...

**Classic Fino** is an evenly spaced, four-beat lateral gait. This gait is smooth, animated, exciting and executed with brilliance and style. The horse must be fully collected and balanced, putting its complete dynamic energy into its carriage and the quickness of its footfall. Flexion and extension should be harmonious in all four legs, and the horse must present a picture of symmetry and fluidness of motion. Extension is absolutely minimal. The horse's forward speed is extremely slow, whereas the footfall is exceedingly rapid. **Collected Walk** is an evenly spaced, four-beat gait, cadenced, straight, brisk, animated and rhythmic. This gait is executed with collection, style and brilliance. **Collected Paso Corto** is an evenly spaced, four-beat lateral gait with moderate forward speed and extension. This gait is smooth, supple, cadenced, animated and brilliant, with the horse well collected, fully balanced and exhibiting symmetry in flexion and extension. The horse should demonstrate pride, style, elegance and enthusiasm, along with good manners and ready response. **Collected Paso Largo** is an evenly spaced, four-beat lateral gait. This gait is smooth, balanced, collected, bold and animated, with rapid forward motion. Extension and flexion must be harmonious with no tendency to become "light" on the front or "strung out" behind. The horse should appear eager and willing to move out, and a definite change of speed from the Paso Corto to the Paso Largo must be observed, yet a willingness to reduce speed on command must be demonstrated. All transitions between gaits should be performed evenly and smoothly.



### DIVISIONS AND CLASSES... YOUTH DIVISION...(See Chapter III Section I for complete set of rules.)

All riders in Youth classes (Junior, Sub-Junior and Walk-Corto Leadline) shall be members in good standing of the Association. A rider's age for Youth classes shall be determined by the rider's age on the first day (September 1) of the current show year, and this age shall remain the same throughout the show year.


- a. **Junior** Junior riders shall be 13 through 17-years old.
- b. **Sub-Junior** Sub-junior riders shall be 7 through 12-years old.
- c. **Walk-Corto Leadline** Riders shall be 3 through 6-years old.

#### Youth Classes within the Youth Division are ...

- Walk-Corto Leadline
- Paso Equitation
- Classic Fino Youth
- Paso Performance Youth
- Paso Pleasure Youth
- Youth Horsemanship
- Gold and Silver Medal Advanced Equitation



**Western Tack...**In all classes where Western tack is designated, entries shall be shown with **stock saddle**, but silver equipment will not count over a good working outfit. The **headstall** shall be of the Western-type customarily used with a stock saddle. Horses under the age of five years may also use a **snaffle or bosal**. A horse five and over must use a **curb bit**. **Cavessons and nosebands** are prohibited. **Breastplates** are permitted.



### Tack in both English and Western Classes...

A **curb chain** or curb strap is permitted, but shall not be cruelly tight. Except for Schooling classes in the Classic Fino, Paso Performance and Paso Pleasure divisions, metal is not permitted in, under, over or attached to the cavesson nosepiece except for necessary buckles. In these Schooling classes, metal may be used if covered in a nosepiece or under the chin, but it must not be considered cruel or inhumane by the Judge or show committee and be sufficiently covered to ensure comfort to the animal. No **metal decoration** is allowed on brow bands.



Bits may be of any humane approved type, as per **The Guide to Paso Fino Tack**. However, shanks cannot exceed six inches, upper shank of bit from mouthpiece to



where bit attaches to bridle cannot exceed three inches. All bits with shanks must have a curb strap or curb chain attached and used for leverage. The length of a shank shall be measured in a straight line from the mouthpiece to the end of the shank.



**Training headgear** may only be used in the following classes—Schooling classes, three and four year-old horses in Amateur Owner classes and three and four year old horses in Youth classes, except Equitation and Horsemanship classes. **Bits** are required in all classes except Schooling classes.



**TACK...**(Chapter 2 Section VII plus [The Guide to Paso Fino Tack](#) which is an appendix to the PFHA Rule Book)

**English Tack...**In all classes where English tack is designated, **saddles** may be of any English-type except that forward seat jumping saddles are prohibited unless a jump is required in the class. If a **saddle pad** is used, it will be conservative in color and conform to the shape of the saddle. **Stirrups** for classes requiring English tack must conform in overall shape to commonly regarded English tack. **Bridles** must be leather or Goatskin bridles with white or cream-colored reins that match the bridles. Rawhide bridles are only allowed in Schooling classes. Colombian or English-type headstalls, flat, rolled or braided are allowed. **Cheek pieces** may be 3/8- to 5/8- inch with a matching, plain or stitched, cavesson and matching browband. The **browband and cavesson nosepiece** may not exceed one inch in width. **Dropped nosebands, tie-downs and martingales** are prohibited. **Headstalls** may have a throatlatch with a pisador. The **pisador** may be rawhide. **Throatlatches** may tie rather than buckle. **Reins** may be leather, flat, rolled or braided. Nylon or other natural or man-made fiber reins may be used, but they must be the same color as the headstall. Combination leather/nylon buckle-back reins may be used. Snaps that attach the reins to the bit or bosal may be used in all classes. An English **breast strap or breastplate** not exceeding one inch may be used. No silver, vinyl or reflective vinyl is allowed on headgear, breast straps or breastplates.



**DIVISIONS AND CLASS (Continued)  
BELLAS FORMAS DIVISION**

**(Conformation)...**The choice of gait is optional, either Classic Fino or Paso

Corto, and one form of the gait shall not be given preference over the other. Both conformation and gait shall be judged in this class. The Breed Standard, described in Constitution, ARTICLE II., Section 2., of the ideal Paso Fino shall be used as the standard for judging. This class shall be judged 60% on conformation, 30% on quality and naturalness of gait and 10% on appearance, grooming and manners. Classes within the Bellas Formas Division may be separated by the sex and age of the horse. (See Chapter III Section II for a complete set of rules.)



**CLASSIC FINO DIVISION...**This class shall be judged 75% on execution and naturalness of the Classic Fino gait, 15% on appearance, conformation and way of going and 10% on manners. The Classic Fino Division may be separated into Classic Fino Schooling Classes (three-year old and four-year old horses) and Classic Fino Classes (Open and Amateur Owner). All classes within the division may be further separated into classes by sex of the horses (colt/stallion, gelding, and filly/mare). (See Chapter III Section III for a complete set of rules.)



**PASO PERFORMANCE DIVISION...** This class shall be judged 30% on the collected Paso Corto; 30% on the collected Paso Largo; 10% on the collected walk, 20% on appearance, conformation and way of going and 10% on manners. Special attention shall be afforded to brilliance, form, smoothness and rhythmic consistency of the gaits. (See Chapter III Section IV for a complete set of rules.)



**PASO PLEASURE DIVISION...** This class shall be judged 20% on the Paso Corto, 20% on the Paso Largo, 20% on the flat walk, 5% on the back and 35% on manners, conformation, attitude and way of going. (See Chapter III Section V for a complete set of rules.)





## DIVISIONS AND CLASSES—SPECIALTY CLASSES...(See Chapter III Section VI for a complete set of rules.)

**The Paso Versatility Class** shall be

judged 20% on the Paso Corto, 20% on the Paso Largo, 10% on the Flat Walk, 10% on the Canter and 40% on the back, jump, manners and figure eight. Failure to take the correct lead in the canter shall be penalized. Riders shall be asked, individually, to back, execute a figure eight maneuver at a Paso Corto and take a jump from the canter. Forward-seat saddles are allowed only when the class requires a jump.



**The Paso Western Pleasure Class** shall be judged 35% on the Paso Corto, 30% on the Lope, 10% on the flat walk and 25% on manners, attitude and way of going.



**The Paso Trail Class'** qualifying gaits are Flat Walk, Paso Corto, Paso Largo and Canter or Lope. Each horse shall be asked to negotiate through obstacles. Obstacles are to be negotiated individually, by exhibitor, with only one horse in the arena at a time. This class shall be judged 100% on the obstacle course; there is no rail work.



**The Paso Costume Class** The purpose of this class is to create interest in the Paso Fino breed by establishing and demonstrating its Latin American or Spanish origin by means of the various costumes for the rider employed in the respective countries of origin, for the diversion and enjoyment of the public. In this class, horses will be required to demonstrate their favorite Paso Fino gait and stand in a line-up on display. They shall be judged 80% on attractiveness of costuming and appropriateness of same to the horses and the completeness of the costuming idea, 10% on the brilliance of gait and on the carriage of the horse and 10% on manners of the horse.



**GROOMING...**The Paso Fino horse shall be exhibited in the most natural way possible. All horses must be in good condition. The color of a horse or the color of the horse's



eyes will not be a consideration in judging a horse in any PFHA class. No artificial appliances, make-up or glitter that changes the appearance of the horse is permitted. Any type of tail or mane extensions are prohibited. Black or clear hoof polish may be used. The color should match the natural color of the hoof. **Clipping...**Manes, forelocks and tails should retain their full status; a short area, not to exceed four (4) inches in length may be clipped from the mane to accommodate the bridle. Horses under one (1) year of age will not be penalized for having clipped manes or tails. Generally, the muzzle and ears are clipped as well as any long hair which may be found around the face, jaw and the chin. The long eyelashes may also be trimmed. To have a "clean" look on the hoof, the coronet band may be clipped and blended into the rest of the leg. Also, clipping the fetlock hair will also give it a neater appearance. **Cleaning...**A good cleansing shampoo is all you need for a bath. If you have a gray or white horse, wash with the inexpensive shampoo first then follow with a bath in "bluing" shampoo to make the white stand out. After washing, squeegee the excess water, use mane and tail for conditioner and apply Show Sheen (or the equivalent). It will make grooming easier the next day as it has a "sheeting" action, making it easier to brush off dust and dirt. **Brushing...**Before entering the ring, brush thoroughly, spray with Grand Champion or any other product which will make the horse shine (do not spray the area where the saddle will go). When dry,



brush with a finishing brush. Comb the mane and tail, removing all shavings, dirt and debris. Apply WD-40 (only on the long hair, not on the body of the horse) to the mane and the tail. Part the tail down the middle combing the hair to each side, then apply WD-40. Use sparingly as you will spread it throughout the tail when you comb it. Use baby oil on the muzzle and around the eyes to emphasize the features. Bring a bucket with grooming supplies to the warm-up arena for a last minute buffing before going in the ring. Remember to wipe the dust off your boots. **Shoeing...**If a horse is shown unshod, hooves will be neatly trimmed to a short natural length, not to exceed four inches. If a horse is shown shod, the length of the hooves are not to exceed four- and one-half inches, including shoes. All four feet must be shod with flat shoes that do not effect the way a horse travels or how a foot breaks over. Each shoe cannot exceed 10 ounces. Weighted shoes and pads are prohibited. **Soreing...** Soreing of any kind is strictly prohibited. Any physical evidence, including but not limited to scars or blisters, of training with heavy shoes or artificial devices or soreing shall cause the horse to be excused. Any evidence that the hooves have been trimmed too closely, which is a practice recognized as soreing, shall disqualify the entry for the remainder of the show. (Chapter 2 Section IV)



**Costume Tips...** If you are going to wear a sports coat in pleasure, it will fit much nicer if it has a split in the back. A tie-tack or other clip helps stop the "tie over the shoulder" look during the largo. Front pants pockets- cut them out, sew them up for a neater appearance. Pants need to be longer when riding than when walking. Measure them with the rider ON the horse. No matter what division in which you show, the pants legs need to be long enough to cover the boot. If you can't get access to a horse at the time of the fitting, straddle a chair as if you were in the saddle. For pleasure clothes, male or female, you can find many bargains at thrift stores or consignment shops. Make sure that if you wear a vest that it is long enough so that it reaches the top of the pants when you ride. There are many places which tailor make clothing for the show enthusiast (for all the divisions). It can be a bit pricy but the clothing is well made and durable. There are even color wheels to match your clothing to the color of your horse! For the tuxedo, you might want to check with bridal shops during clearance time, go to the local thrift or consignment store and even check your local paper. The internet is always an option but make sure there is an adequate return policy just in case it isn't the proper fit.



## DIVISIONS AND CLASSES (Continued)

**The Paso Fino Country Pleasure Class** is open to Amateurs and to horses that have not been in professional training for 30 days before the show. Cross entering in any other class is permitted. This class shall be judged 20% on the flat walk, 20% on the Paso Corto, 20% on the Paso Largo, 10% on the back, 10% on appearance and way of going and 20% on manners. When the Judge requests, the rider will back the horse out of the line-up, dismount from the left side, walk around to the front of the horse checking the headgear and/or bridle appointments, remount from the right side and return to the line-up.



**The Paso Pleasure Driving Class** is open to Paso Fino horses thirty-six-months old or older, as determined by the actual date of foaling. This class shall be judged 30% on the Paso Corto, 30% on the Paso Largo, 10% on the walk, 15% on appearance and 15% on manners. To avoid accidents, carts must reverse by turning to the center of the ring and angling to the opposite side.



**The Amateur Adult Equitation Class** is to be judge 100% on equitation. Results as shown by the performance of the rider are not to be considered more important than the method used in obtaining them. Horses shown in this class will perform the required Paso gaits.



**CHAMPIONSHIP CLASSES...**(Chapter III Section VII) Championship classes for Mares/Fillies, Stallions/Colts and Geldings for each division may be offered. To be eligible for entry into a Championship class, a horse must have been properly entered, shown and judged in one of the qualifying classes.





### Which Costume for Which Class...

- Bellas Formas Classes—Official Paso Fino Show Costume
- Classic Fino Classes—Official Paso Fino Show Costume
- Paso Performance Classes—Official Paso Fino Show Costume
- Paso Pleasure Classes—English/Plantation Style or Western
- Versatility Class—English/Plantation Style and Safety Headgear required
- Western Pleasure—Western Type
- Paso Trail—English/Plantation Style or Western Type and Safety Head gear if a jump is required
- Costume—Costume of rider must be Latin American or Spanish related, but no specific country of origin need be identified.
- Country Pleasure—English/Plantation Style or Western Type
- Paso Pleasure Driving—English/Plantation Style or Western Type
- Adult Equitation—Official Paso Fino Show Costume

Blunt spurs can be used for English or Western classes, respectively, and a riding crop not exceeding 30 inches in length may be used.

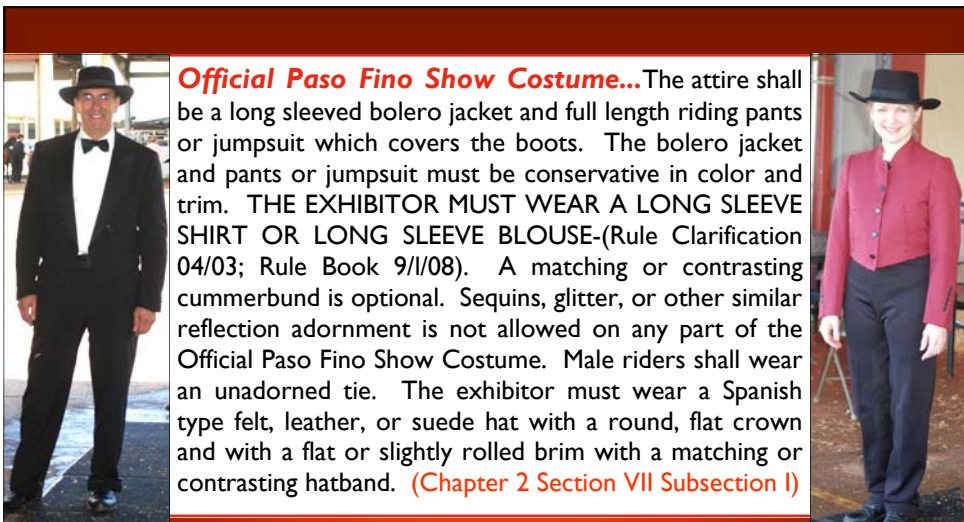


### English/Plantation Style Show Costume...

The attire shall consist of a long sleeved shirt, full-length trousers, tailored jacket or vest, hat and riding boots. Boots are to be English type, rounded toe with some heel. Riders that use English tack cannot wear chaps.

Sweater vests are not allowed. A tie is optional. Women riders may wear skirts, culottes, or gaucho pants that are long enough to cover the knees while seated in a saddle along with knee-high boots. Hats are straw type, usually cream or black. Sequins, glitter, or other similar reflective adornment is not allowed on any part of the pleasure attire. Jeans and baseball-style hats are prohibited. NO PART OF THE OFFICIAL PASO FINO SHOW COSTUME SHALL BE ALLOWED EXCEPT FOR RIDING BOOTS, JUMPSUIT, OR PANTS.

(Chapter 3 Section V Subsection C)



**Official Paso Fino Show Costume...**The attire shall be a long sleeved bolero jacket and full length riding pants or jumpsuit which covers the boots. The bolero jacket and pants or jumpsuit must be conservative in color and trim. THE EXHIBITOR MUST WEAR A LONG SLEEVE SHIRT OR LONG SLEEVE BLOUSE-(Rule Clarification 04/03; Rule Book 9/1/08). A matching or contrasting cummerbund is optional. Sequins, glitter, or other similar reflection adornment is not allowed on any part of the Official Paso Fino Show Costume. Male riders shall wear an unadorned tie. The exhibitor must wear a Spanish type felt, leather, or suede hat with a round, flat crown and with a flat or slightly rolled brim with a matching or contrasting hatband. (Chapter 2 Section VII Subsection I)



### Western Type Show Costume...

The attire shall consist of a Western type hat, long sleeved Western type shirt, full-length trousers, and Western boots together with chaps, shotgun chaps or chinks. A jacket or vest is optional.

(Chapter 2 Section VII Subsection I)

